
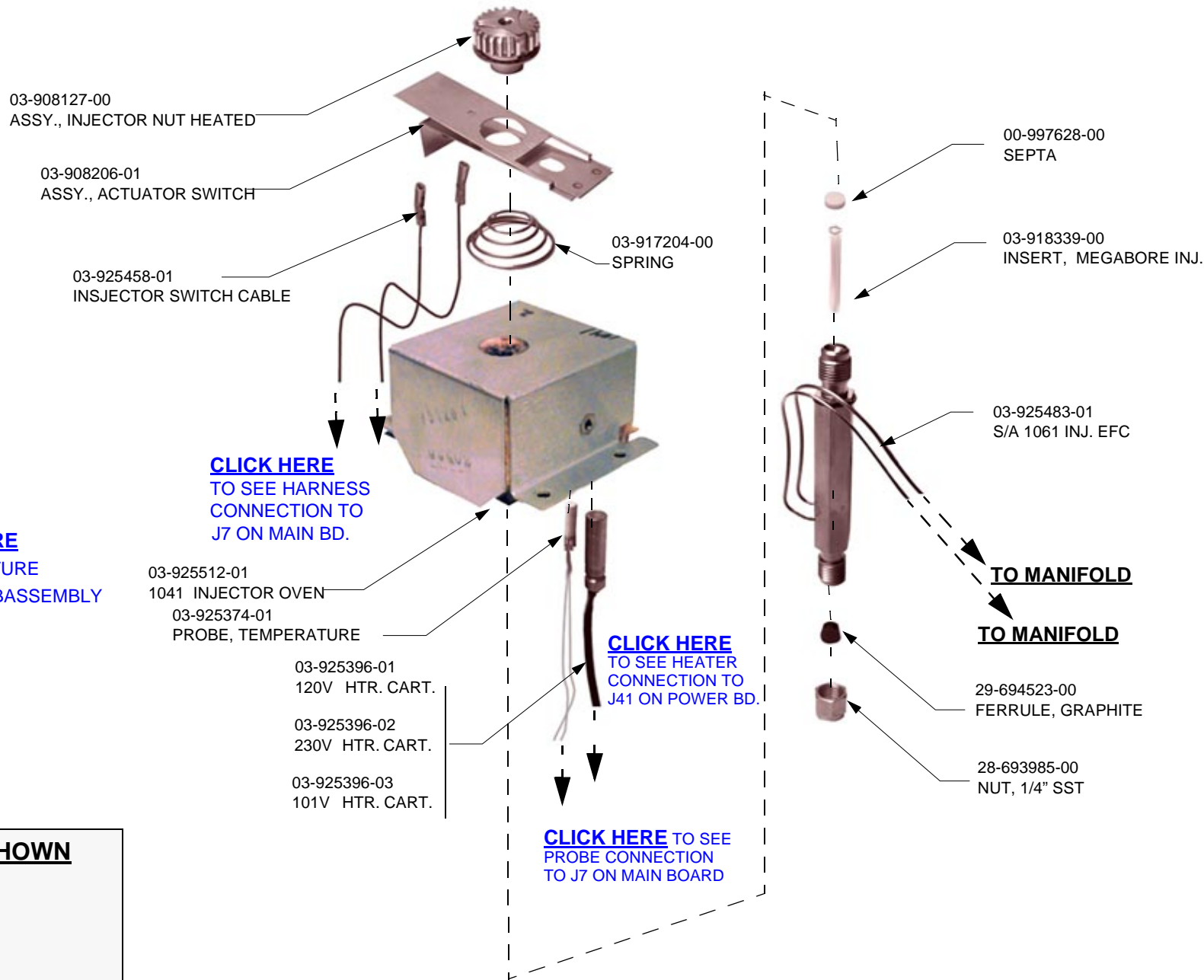


1061 Injector With EFC

Installation






PARTS NOT SHOWN

22-012004-00
CABLE CLAMP

12-901165-00
SCREW



03-925502-01
1061 INJECTOR, 3800
03-925502-02
1061 INJECTOR, 3800
03-925502-03
1061 INJECTOR, 3800

12-901163-00
SCREW, 8-32 X 3/8" EXT.
LW 4EA. 8 TOTAL

03-925374-01
PROBE, TEMPERATURE


03-925458-01
INJECTOR SWITCH CABLE

03-925396-01
120V HTR. CART.

03-925396-02
230V HTR. CART.

03-925396-03
101V HTR. CART.

03-925110-03
EFC TYPE 3




[CLICK HERE](#) TO SEE
PROBE AND INJECTOR
SWITCH CONNECTION
TO J7 ON MAIN BOARD


[CLICK HERE](#) FOR
HEATER CONNECTION
TO J41 ON POWER BD.

INSTALLATION OF 1061 W / EFC

INSTALLATION OF EFC TYPE 3



1061 / EFC INJECTOR, 3800



TYPE 3 EFC, 3800

